



Easy Read: A Guide

SEN Inclusion Service (SENIS) Severe Learning Difficulties

Supporting children and young people
with severe learning difficulties (SLD)



Contents

<u>Introduction</u>	4
<u>What does the Severe Learning Difficulties (SLD) Service do?</u>	5
<u>How to get support</u>	7
<u>Pre-school</u>	8
<u>School aged children</u>	9
<u>What happens next?</u>	10
<u>How much support will your child get?</u>	12
<u>For more information</u>	13



In this Easy Read document, difficult words are in **bold**.

We explain what these words mean in the sentence after they have been used.



Some words are blue and underlined. These are links that will go to a website or page which has more information.



Introduction

This document is about the Education Authority's Special Educational Needs Inclusion Service for Severe Learning Difficulties.

The Special Educational Needs Inclusion Service for Severe Learning Difficulties helps children and young people who:

- Have Severe Learning Difficulties.
- Need support to access learning.

Children and young people with Severe Learning Difficulties have much greater difficulty than their peers understanding and learning basic skills. They may also have speech and language difficulties and poor social skills, making it hard to focus and work on their own.



What does the Severe Learning Difficulties Service do?



We give support to:

- Children and young people from primary to post-primary education age.
- Schools to help make them fully inclusive.

We support children and young people by:



- Supporting the personal, social and educational development of pupils with Severe Learning Difficulties.
- Speaking to school staff and parents about helpful strategies.

We can give
parents, carers and
school staff:




- Information.



- Advice and
guidance.



- Training



- Resources.

How to get support



Support from our service will usually occur after a referral is made by an **educational psychologist** on behalf of parents and a child's school.




Educational psychologists have been trained to understand how children and young people behave and learn.



A assessment by the psychologist will provide information about how children learn, including the things they do well and the things they find hard.



We can help children and young people with or without a **Statement of Special Educational Needs**.



A **Statement of Special Educational Needs** is a document that describes a child's needs and the special help they should receive.

Pre-school



If a child is under assessment by an educational psychologist and has learning needs, they may be referred to the SEN Early Years Inclusion Service (SENEYIS).



If a child has not been referred to SENEYIS and parents believe they may have Severe Learning Difficulties, they can talk to any of the following people for advice:

- Pre-school staff
- Paediatricians
- GPs
- Social Workers

School aged children



If parents think their child has a learning need, they are advised to speak to their child's teacher or the Special Educational Needs Coordinator (SENCO) at the school.




We will provide appropriate support for the child, parents and the school.

What happens next?



When we hear about a child, we will assign a member of our team to help.

They will:



- Talk to parents.

- Talk to school staff who know the child.




- Talk to the child. Their feelings and ideas matter too!



Once we have all the information, the support provided by our service will be based on the specific needs of the child.

This may be in the form of:



- Information and advice about how school staff can help a child in school.



- Guides, videos and training.



- Working directly with children and young people on learning new skills.

How much support will your child get?



To make sure we give the right support, we will listen to opinions of:



- Children and young people



- School staff and healthcare staff



- Parents or carers



The support we give will be tailored to a child's needs.

For more information

You can look at our website:



[SENIS Severe Learning Difficulties](#)

If you need more information,
please contact us by:



Phone:

- 028 8241 1360

OR



Email:

infosenis.sld@eani.org.uk