

Same and Different Concepts

Odd-One-Out


Gather the objects needed with your child. Sit with your child and place 3 objects in front of your child. Encourage your child to say if they are *“the same”* or *“not the same”* (different).

Take turns with your child selecting 3 or 4 items each time.

Items required: 1 big spoon, 2 small spoons, different size/colour of socks, pebbles/ stones, Lego, coins, etc.



What's inside the bag?



Gather some household objects and a bag that you cannot see through with your child.

Place an object into the bag and tell your child to put their hand into the bag and feel the object. What does it feel like? Is it hard? Is it soft? Is it big? Is it small? When your child has finished feeling the object, tell your child to remove their hand but leave the object in the bag.

Now, without your child seeing, remove the object from the bag and place another object into the bag. Ask your child to put their hand back into the bag. Is the object the same or is the object different to the first object they felt in the bag?


Take turns playing this game with items that are the same and items that are different.

Items needed: selection of fruit, bananas, potatoes, tins, pencils, bags, phones, paperclips, envelopes, newspapers, magazines, books, thread, pencils, crayons, blocks, gloves


Lost Property Game

Hide some items around the house or in the garden. Tell your child you've lost some things and you would like help to find the items, but you only want items that are the same. Child goes around the house and collects items that are obviously not where they should be. Give your child a box or bag and child collects them. When all items are found get your child to sort them into same not the same. You could even hide treats.

Items needed: keys, balls, paperclips, bowls, plates, cardboard box, wooden spoon/spoons, shoes, blocks, etc.



Let's make music



Play or tap sounds with different household items you can make these together. Play two sounds or tap pencils child doesn't look while you're making the sound. Ask the child same sound not the same. Take turns you could even change your ringtone on your phone and child listens to different ringtones or record introductions of songs.

Items needed: toy instruments (rattles toy drums, two wooden spoons/forks bottles with pasta/rice whistles), pots/pencils squeaky toys, keys, stones/pebbles shells, knock the door, tap the window, clap hands