


Understanding Spoken Language

Opposites P1-P4

Ball Pass Opposites



Remind your child of what an 'opposite' is. Show your child a ball and tell your child that you are going to say a word and throw the ball to them. Your child then has to say the opposite word to the word you have given them.

For example, "hot"; throw the ball to your child. Your child gets the ball and says "cold".

Finish my sentences with opposites

Tell your child that they have to try to finish your sentences!

For example, you could say "The opposite of big is", "small!".



Quick Fire Opposite Sentences

Tell your child that you are going to say words and they have to name the opposite as quickly as they can! For example, "hot"... "cold"... "wet"... "dry".

It is also lots of fun doing this using sentences:

Adult: "I live in a little house."

Child: "I live in a big house."

Adult: "I love carrots."

Child: "I hate carrots."

Adult: "I broke the toy."

Child: "I fixed the toy."


Adult: "My car is old."

Child: "My car is new."




Draw the opposite pictures

Show or tell your child something that can have an opposite. Tell your child to see if they can draw you something that is the opposite!



Spot the difference!



Ask your child to tell you something to draw. When you draw the picture, draw the opposite of what your child says. Talk about the word 'Opposite'.

For example, if your child says, *"draw an elephant with a long trunk"*, you would draw an elephant with a short trunk.

Now ask your child to draw an opposite picture.


Simon Says

Play 'Simon Says' with your child, but instead of doing the correct movement, your child has to think of the opposite movements.

For example, if you say, *"Reach up high"*, your child will reach down low.



What's on the tray!



Gather opposite items and put the items on a tray in front of your child.

Talk to your child about the objects. Encourage your child to name the object, look at the colour, the shape, the size, and the texture.

Ask your child to group the opposite pairs together.

Items needed: small teddy/ big teddy, soft toy/ hard toy, fast car/ slow car, opposite items

Personal Opposites

Stand across from your child and discuss what is different between your child and yourself. Ask the child to give the opposite.

For example,

Adult - *"I have straight hair."*

Child - *"I have curly hair."*

